

## Conquering AAC

Part 2: Clinical Practices for a Successful AAC Device Trial



 Lingraphica

1

---

---

---

---

---

---

---



**Caitlin Mueller, M.S., CCC-SLP**  
Clinical Marketing Manager, Lingraphica  
cmueller@lingraphica.com

 Lingraphica

2

---

---

---

---

---

---

---

## Financial Disclosure

Caitlin Mueller is an employee of Lingraphica and thereby receives financial compensation from the Lingraphica Company.

 Lingraphica

3

---

---

---

---

---

---

---

## Three-Part Series

*Part 1:*  
Getting Started with  
AAC and Lingraphica

*Part 2:*  
Clinical Practices for  
a Successful AAC  
Device Trial

*Part 3:*  
Putting AAC Concepts  
into Practice




---

---

---

---

---

---

---

4

## Learning Objectives

- Describe a collaborative model for setting patient-centered AAC goals.
- Identify activities for AAC use in treatment and for carryover.
- State the benefits of involving communication partners in AAC training.




---

---

---

---

---

---

---

5

## Agenda

- AAC goal setting
- Introducing an AAC device – your first session and beyond
- Activities for homework and carryover
- Communication partner involvement
- What does success look like?
- Conclusion




---

---

---

---

---


---

---

6



AAC Goal Setting



7

---

---

---

---

---


---

---

---

AAC Communicator Categories

|  |  |
|--|--|
| <b>Partner Dependent</b> <ul style="list-style-type: none"> <li>Emerging</li> <li>Contextual Choice</li> <li>Transitional</li> </ul> | <b>Independent</b> <ul style="list-style-type: none"> <li>Stored Message</li> <li>Generative Message</li> <li>Specific Need</li> </ul> |
|--|--|



8

---

---

---

---

---

---

---

---

Communication Competence Goals

- Operational
- Linguistic
- Social
- Strategic




9

---

---

---

---


---

---


---

---

## Collaborative Goal Setting - FOURC



- Patients report feeling excluded from goal setting
- SLPs have limited time/ability to set collaborative goals
- Three most reported obstacles:
  - lack of time
  - passive client attitude
  - communication impairment



Haley, Cuningham, Barry, & de Riesthal, 2019

10

---

---

---

---

---

---


---

---

## Collaborative Goal Setting - FOURC

FOURC

- Choose Communication Goal
- Create Clear Solutions
- Collaborate on a Plan
- Complete and Continue



COMMUNICATION  
GOAL



Haley, Cuningham, Barry, & de Riesthal, 2019

11

---

---

---

---

---

---

---

---

## Life Participation Goals



- Decrease social isolation by:
  - Participate in conversation
  - State opinion
  - Talk about family
  - Participate in a hobby
  - Give compliments
  - Call a friend
  - Share anecdotes



12

---

---

---

---

---

---

---

---

## Life Participation Goals

- Using scripting sequences to create connection and validation
  - Opinions
  - Laughter
  - Promote decision making
  - Allow venting



**Lingraphica**

13

---

---

---

---

---

---

---

---

## Introducing an AAC Device

**Lingraphica**

14

---

---

---

---


---

---

---

---

## The First Session



- Communication mode
- Personalize and simplify
- Break the ice
- Motivate
- Set expectations

**Lingraphica**

15

---

---

---

---

---

---

---

---

## Follow-up Sessions

- Review home use
- Continue personalizing
- Role play
- Connect the tool with the goal
- Explore features
- Use device for traditional therapy




16

---

---

---

---


---

---

---

---

## Homework and Carryover Activities



17

---

---

---

---


---

---


---

---

## Homework Activities



- Programming personal and fun info
- Community and ADLs
- Plan for events
- Get specific
- Practice speech
- Access built-in features
- Have fun!



18

---

---

---

---

---

---

---

---



## Homework – Doctor's Visit



Lingraphica

19

---

---

---

---

---

---

---

---

## Homework – Alexa



Lingraphica

20

---

---

---

---

---

---

---

---

## Homework – Granddaughter Visit



Lingraphica

21

---

---

---

---

---

---

---

---

## Homework – Use Built-in Tools



**Lingraphica**

22

---

---

---

---

---

---

---

---

## Communication Partner Involvement

**Lingraphica**

23

---

---

---

---

---


---

---

---

## Caregivers' Biggest Challenges

- Inability to communicate/converse with person with aphasia (93%)
- Adjusting to the person with aphasia's dependence (80%)
- Motivating the person with aphasia (79%)
- Finding time for self-care and personal activities (77%)



**Lingraphica**

24

---

---

---

---

---

---

---

---

## Communication Partner Patterns

Communication partners tend to:

- Take more conversational turns
- Interrupt
- Use yes/no questions
- Focus on technology
- Dismiss need for AAC



 Lingraphica®

---

---

---

---

---

---

---

---

25

## Ideal Communication Partners



- Collaborative communication
- Allow time
- Create positive environment
- Confirm understanding
- Ask clarifying questions
- Are persistent

 Lingraphica®

---

---

---

---

---

---

---

---

26

## When Working with Communication Partners

- Presume positive intentions
- Allow room for grief
- Teach strategies – allow time, cue, ask questions
- Teach multimodal communication
- Observe interactions
- Assign programming homework



 Lingraphica®

---

---

---

---

---

---

---

---

27

## Defining Success



28

---

---

---

---

---

---

---

## Identifying Aptitude and Potential



- Motivation and enjoyment
- Longer interactions
- Increased attention
- Using the device to practice speech
- Motivation and enjoyment
- More attempts to communicate
- Reduced frustration – user and communication partner
- Increased life participation

29

---

---

---

---

---

---

---

## (Re)Defining Success

Most users will not achieve:

- Mastery
- Independence
- Absence of communication breakdowns



30

---

---

---

---

---

---

---



## Conclusion

- Setting up for success with AAC goals
- Getting started with AAC
- Encouraging carryover through homework
- Involving communication partners
- Defining a successful AAC device trial




---

---

---

---

---

---

---

31

## Next Steps

- Earn CEUs for today's course
- Continue learning: Watch Conquering AAC, Part 3
- Start a device trial:

[aphasia.com/trial](http://aphasia.com/trial)




---

---

---

---


---

---

---

32

Thank You!




---

---

---

---

---


---

---

33

## Resources and References

Caitlin to add in - refs  
from presentation as well  
as downloadable tools

 **Lingraphica**

34

---

---

---

---

---

---

---